

ChromaSteam®

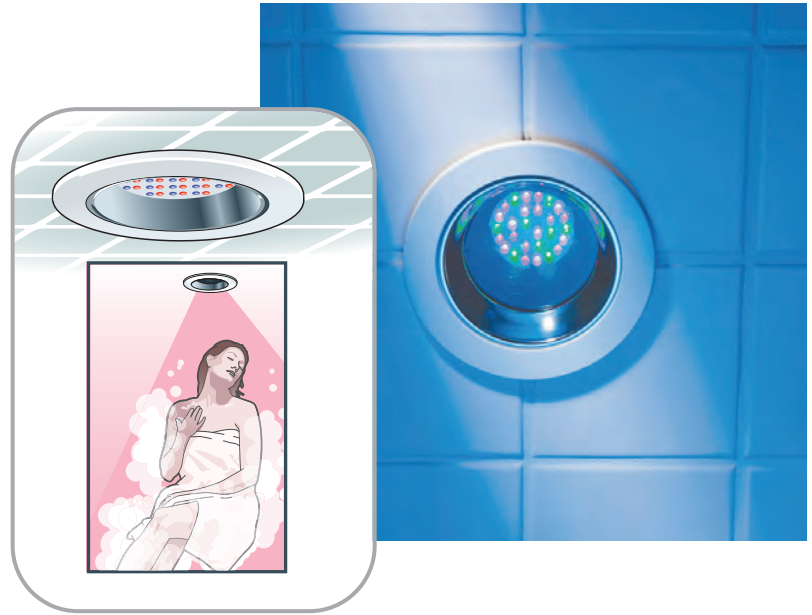
Box Contents

The MS Chroma includes:

- (1) Installation and Operation Manual
- (1) Light Fixture, Lens & LED Cluster
- (1) Tube of Silicone
- (1) 25 ft. cable for use with eTempo/Plus

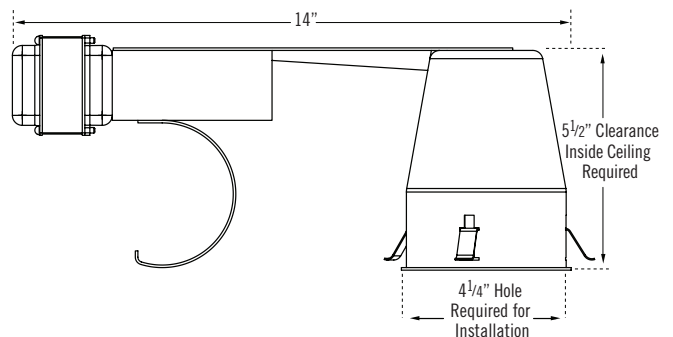
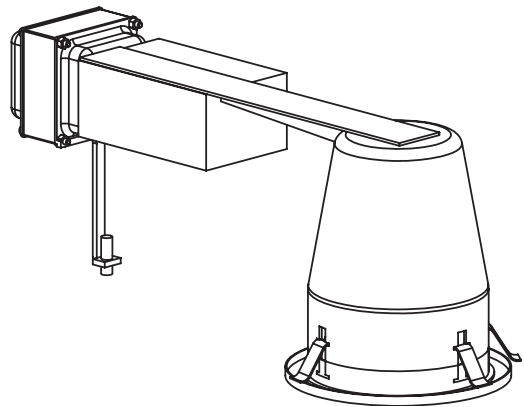
IMPORTANT NOTE: ChromaSteam® System is for mood lighting only and not a substitute for general illumination.

The ChromaSteam is rated 14.4 watts at 120 VAC



Depending on the installation, the user can select from the following color modes using either a standard wall switch or the CHROMA button on their eTempo Plus control.

- | | |
|-----------------|--------------------------------------|
| a. Bright White | f. Green |
| b. Blue/Green | g. Red |
| c. Violet | h. Chameleon (slow automatic cycle) |
| d. Blue | i. Party Mode (fast automatic cycle) |
| e. Yellow | |



NOTE: FOR ILLUSTRATIVE PURPOSES ONLY. IMPORTANT: See MrSteam ChromaSteam Installation, Operation and Maintenance Manual, PUR 100404, for details. Click here to download this manual:

<http://mrsteam.com/products/technical-downloads.html>